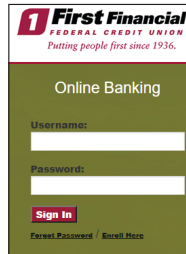


Current Online Banking users will login to our new and upgraded Online Banking System beginning after 9am EST on Monday, 3/15/21 using the following steps:

### STEP 1

Visit [firstffcu.com](http://firstffcu.com), go to the top left-hand side of the page, and click on the Online Banking login box. **\*Existing Online Banking users will enter their current Online Banking User ID and the last 6 digits of the primary account holder's Social Security Number as your temporary first-time login password.**

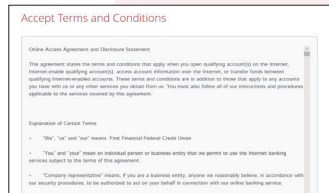


### STEP 2

Click the Sign In button.

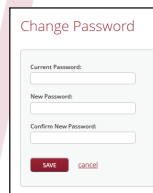
### STEP 3

You will need to review and accept our Online Banking Terms & Conditions.



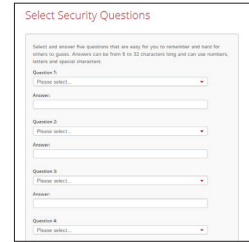
### STEP 4

The system will then have you enter the last 6 digits of your Social Security Number as your current password again, and ask you to create a new password. The new password must have a minimum of 9 characters and include at least 1 uppercase letter, 1 lowercase letter, 1 number, and 1 special character.



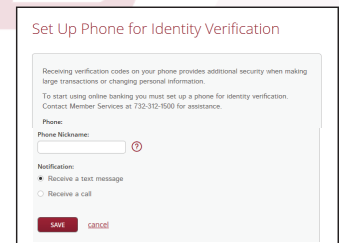
### STEP 5

Next, you will be asked to setup 5 security questions.



### STEP 6

You will then either receive a verification text message or phone call. You'll need to choose which option you prefer, create or assign a phone nickname, and select Save.

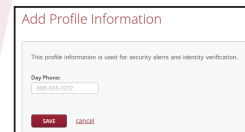


### STEP 7

Enter the verification code you receive.

### STEP 8

Enter a daytime phone number where you would like to receive alerts.



### STEP 9

You're now setup and ready to start using the new Online Banking System!

